

RSS Transmitter

Rapid shutdown activator with Pure Signal™ technology

Available as a module or PCBA, the Tigo RSS transmitter is part of a module-level rapid shutdown solution when paired with Tigo TS4-A-F/2F MLPE. The RSS transmitter links with multiple RSS transmitters, and it mitigates crosstalk with Tigo's Pure Signal technology that syncs one coordinated keep-alive signal to multiple arrays.

Each transmitter uses powerline communications (PLC) to send the keep-alive signal to MLPE via single or dual cores. Each core encircles up to 10 PV string conductors (negative or positive only).

Features

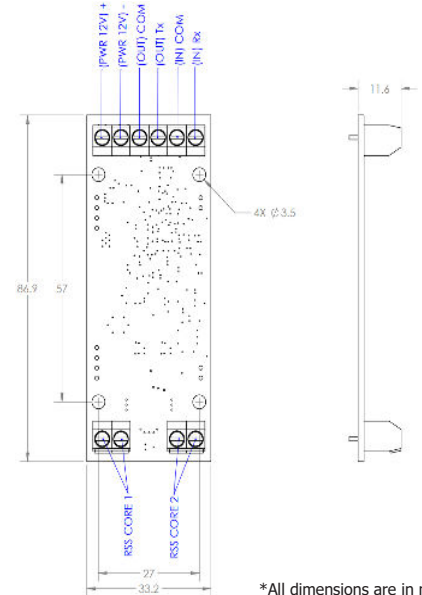
- PLC communication
- Scalable from residential to large utility projects
- Patented Pure Signal technology for mitigating crosstalk across multiple transmitters
- Configurable with one or two RSS cores
- Bi-colored core ensures consistent conductor polarity

Benefits

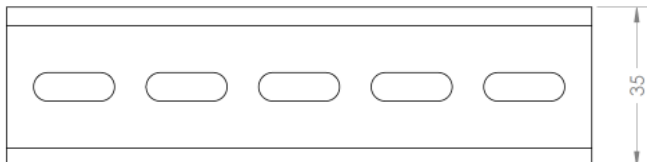
- Meets NEC 690.12 2017, 2020, and 2023 requirements
- Automatic or manual shutdown
- Reduces total system cost
- Easy and fast to install
- Compatible with most inverters on the market

Dimensions (height/width/depth)

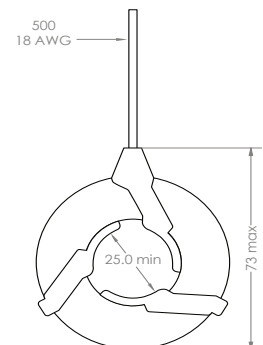
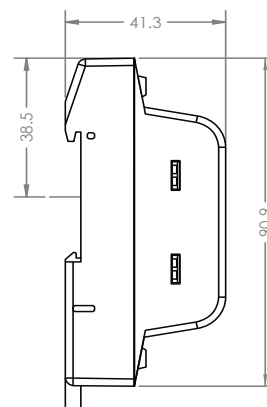
Module	PCBA
90.9 x 38 x 41.3mm (3.58 x 1.5 x 1.63in)	86.9 x 32.8 x 11.6mm (3.42 x 1.3 x .46in)



*All dimensions are in mm

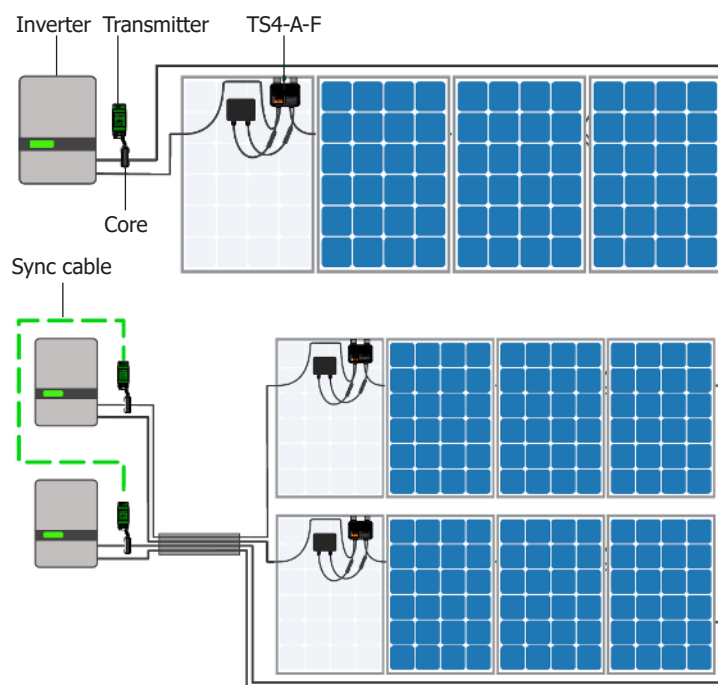


ASSEMBLE ON DIN-RAIL: TS35/7.5 OR TS35/15



Transmitter	
Input voltage	12V _{DC} ±2%
Input current	1A
Power consumption (max/avg)	5.5W/0.85W
Power standby ¹	0.06W
Maximum # of synced transmitters	10
Maximum cable length to last transmitter in a synced series	30m (100ft)
Core	
Conductor length	500mm (19.7in)
Maximum current per core	160A
Maximum string voltage	1500V _{DC}
Maximum # of strings/core	10
Maximum # of PV modules/string	30
Environmental	
Operating temperature range	-40 – 85°C (-40 – 185°F)
Enclosure ² temperature range	-20 – 50°C (-4 – 122°F)
Enclosure ² rating	IP68, NEMA 3R
Enclosure ² dimensions (H/W/D)	270 x 170 x 110mm (10.63 x 6.69 x 4.33in)
¹ PCBA integrated into inverter	
² Optional Tigo outdoor enclosure	

Single and Multiple Inverter Applications



Ordering Information

490-00000-51	Single core, RSS transmitter, DIN rail
490-00000-52	Dual core, RSS transmitter, DIN rail
490-00100-51	Single core, RSS transmitter PCBA
490-00100-52	Dual core, RSS transmitter PCBA
492-00000-51	Single core, RSS transmitter, DIN rail, 120/240V _{AC} power source, outdoor enclosure
492-00000-52	Dual core, RSS transmitter, DIN rail, 120/240V _{AC} power source, outdoor enclosure
493-00000-52	Dual core, RSS transmitter, DIN rail, 480/277V _{AC} power source

Resources

